






**LEAVERTON SPECTRUM I & II**  
**RIMPAU AVE. / OLYMPIC DR./ CALIFORNIA AVE.**  
**CORONA, CA**

**INDUSTRIAL/OFFICE SPACE AVAILABILITY SUMMARY**

**July-2024**



Building Address	Suite #	Square Footage	Base Rate/ \$PSF	CAM/ \$PSF	Monthly Rent+CAM	Avail.	Terms	Description
1100 Olympic Avenue	105	1,900			Call For Pricing	Aug 1st	24-36 Months	Warehouse Unit+Reception Area+1 Office+1 Restroom+1 Overhead W/H Door
1100 Olympic Avenue	106	1,900			Call For Pricing	TBD	24-36 Months	Warehouse Unit+Reception Area+3 Offices +Open Work Space Area+Wet Bar+1 Restroom+1 Overhead W/H Door***SPECIAL PRICING***
1701 Rimpau Avenue	105	1,975			Call For Pricing	Aug 1st	24-36 Months	Warehouse Unit+Reception Area+1 Office+Open Work Space Area+Storage Closet+1 Restroom+1 Overhead W/H Door



**For Leasing Information Please Contact:**  
**LEASING OFFICE - 4055 E. LA PALMA AVE. - SUITE H-1, ANAHEIM, CA 92807**  
**PHONE - 714.237.7032 FAX 714.632.6966**  
**Solita Hart (shart@cedarrem.com) Ext. 101**  
**Tatiana Blanco (tblanco@cedarrem.com) Ext. 100**



The information above has been obtained from sources deemed reliable. While we do not doubt its accuracy, we have not verified it and make no guarantee, warranty or representation about it. It is your responsibility to independently confirm its accuracy