







LEAVERTON SPECTRUM I & II
RIMPAU AVE. / OLYMPIC DR./ CALIFORNIA AVE.
CORONA, CA
INDUSTRIAL/OFFICE SPACE AVAILABILITY SUMMARY



February-2025

Building Address	Suite #	Square Footage	Base Rate/ \$PSF	CAM/ \$PSF	Monthly Rent+CAM	Avail.	Terms	Description
1705 Rimpau Avenue	102	1,140			Call For Pricing	Now	24-36 Months	Warehouse Unit+Reception Area+2 Offices+1 Restroom+1 Overhead W/H Door
1705 Rimpau Avenue	103	1,140			Call For Pricing	Now	24-36 Months	Warehouse Unit+Reception Area+1 Office+1 Restroom+1 Overhead W/H Door
1701 Rimpau Avenue	101	3,365			Call For Pricing	Now	24-36 Months	Warehouse Unit+Reception Area+3 Offices +Storage Room+2 Restrooms+1 Overhead W/H Door



For Leasing Information Please Contact:
LEASING OFFICE - 4055 E. LA PALMA AVE. - SUITE H-1, ANAHEIM, CA 92807
PHONE - 714.237.7032 FAX 714.632.6966
Solita Hart (shart@cedarrem.com) Ext. 101
Tatiana Blanco (tblanco@cedarrem.com) Ext. 100



The information above has been obtained from sources deemed reliable. While we do not doubt its accuracy, we have not verified it and make no guarantee, warranty or representation about it. It is your responsibility to independently confirm its accuracy