

Lease All - Anaheim Business Park






1550-1600 S. ANAHEIM BLVD.,
ANAHEIM, CA

INDUSTRIAL/OFFICE SPACE AVAILABILITY SUMMARY

May-2026



Building Address	Suite #	Square Footage	Base Rate/ \$PSF	CAM/ \$PSF	Monthly Rent+CAM	Avail.	Terms	Description
1558 S. Anaheim Blvd	E	1,750			Call For Pricing	TBD	24-36 Months	Warehouse Unit+Reception Area+1 Office+2 Restrooms+1 Overhead W/H Door
1600 S. Anaheim Blvd	A	4,750			Call For Pricing	Now	24-36 Months	Warehouse Unit+Reception Area+3 Offices +Open Work Space Area+Storage Room+2 Restrooms+2 Overhead W/H Doors
1550 S. Anaheim Blvd	A	4,750			Call For Pricing	Now	24-36 Months	Warehouse Unit+Large Reception Area+2 Offices+2 Restrooms+1 Overhead W/H Door



For Leasing Information Please Contact:
LEASING OFFICE - 4055 E. LA PALMA AVE. - SUITE H-1, ANAHEIM, CA 92807
PHONE - 714.237.7032 FAX 714.632.6966
Tatiana Blanco (tblanco@cedarrem.com) Ext. 101
Jacqueline Taylor (jtaylor@cedarrem.com) Ext. 100



The information above has been obtained from sources deemed reliable. While we do not doubt its accuracy, we have not verified it and make no guarantee, warranty or representation about it. It is your responsibility to independently confirm its accuracy